

# KING CITY UNION SCHOOL DISTRICT

435 Pearl Street • King City, CA 93930  
Phone: (831) 385-2940 Fax: (831) 386-0372

## King City Union School District Results from the California Healthy Kids Survey

Interim Superintendent  
William Brand, Ed.D.

KCUSD  
Governing Board

Mike Howard  
- *President*  
Andy Nuno  
- *Clerk*  
Shannon Valladarez  
Don Reynolds  
Vina Paramo-Alonzo

Every two years the King City Union School District participates in the California Healthy Kids Survey. The California Healthy Kids Survey is a comprehensive youth health-risk and resilience data collection service, sponsored by the California Department of Education. Last fall, fifth and seventh grade students took this survey. The results of the survey were presented to the King City Union School District Board of Education in their June Board meeting.

The District conducts this survey in order to assess and plan strategically to reduce student violence, substance abuse, other health risk behaviors, and to monitor its progress in promoting youth well being and school success. Sixty-five percent of the fifth grade students and seventy-three percent of the seventh grade students participated in the survey. I will be working closely with the district staff and community resources to target the areas of need from this survey. This will be a district priority to ensure that your child has a healthy and safe educational environment while attending school.

Respectfully,



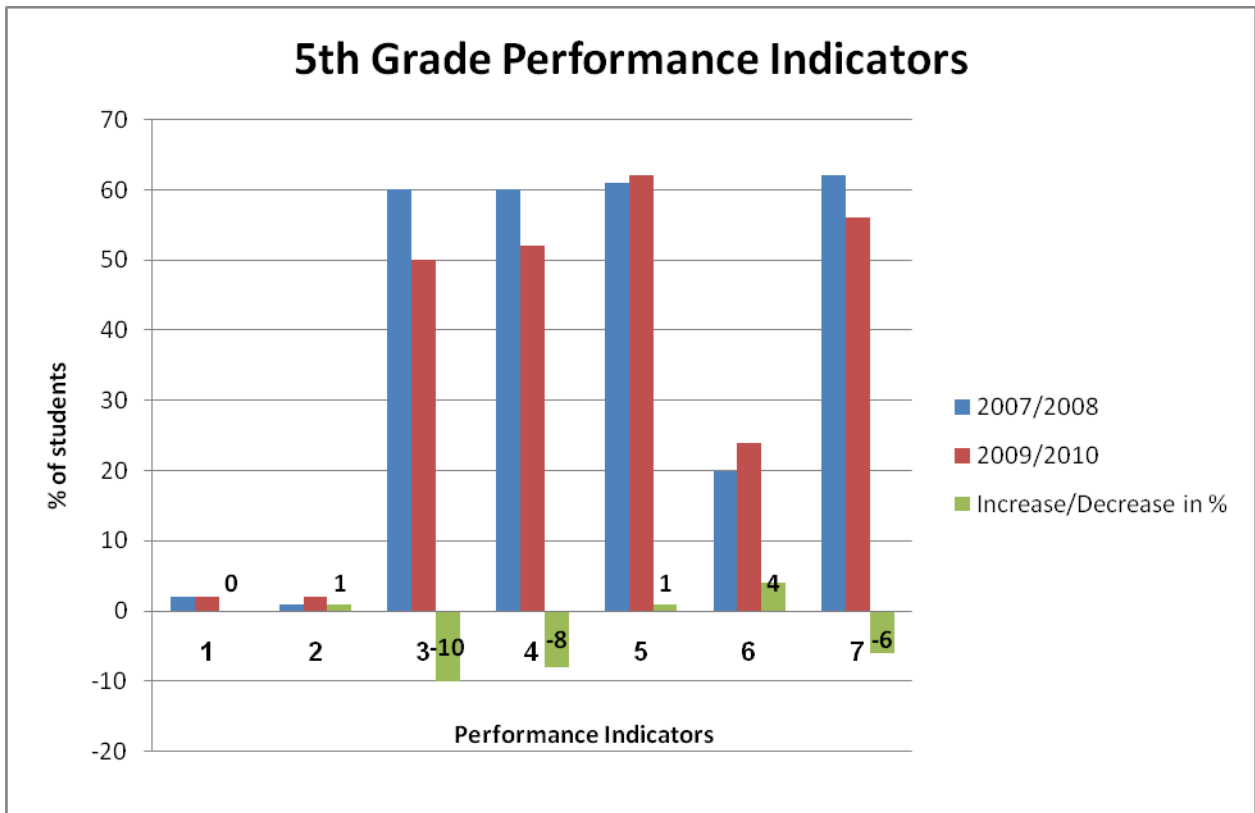
William J Brand, Ed.D.  
Interim Superintendent

*Del Rey Elementary School  
Santa Lucia Elementary School  
Chalone Peaks Middle School  
King City Arts Charter School  
King City Early Education Center*

# 5<sup>th</sup> Grade

The fifth grade survey initially looked at seven performance indicators. The performance indicator data shows the percentage of students who affirmed their participation in the areas represented. The summary of these areas and a comparison with previous survey participation are listed below:

Performance Indicators	09/10	07/08	Increase/decrease
1. The percentage of students who ever used cigarettes	2%	2%	no change
2. The percentage of students who ever used marijuana	2%	1%	+ 1%
3. The percentage of students who feel safe at school	50%	60%	- 10%
4. The percentage of students that report high levels of caring relationships with a teacher or other adult at school.	52%	60%	- 8%
5. The percentage of students that report high levels of high expectations from a teacher or other adult at their school	62%	61%	+ 1%
6. The percentage of students that report high levels of meaningful participation at their school.	24%	20%	+ 4%
7. The percentage of students that report high levels of school connectedness at their school	56%	62%	- 6%

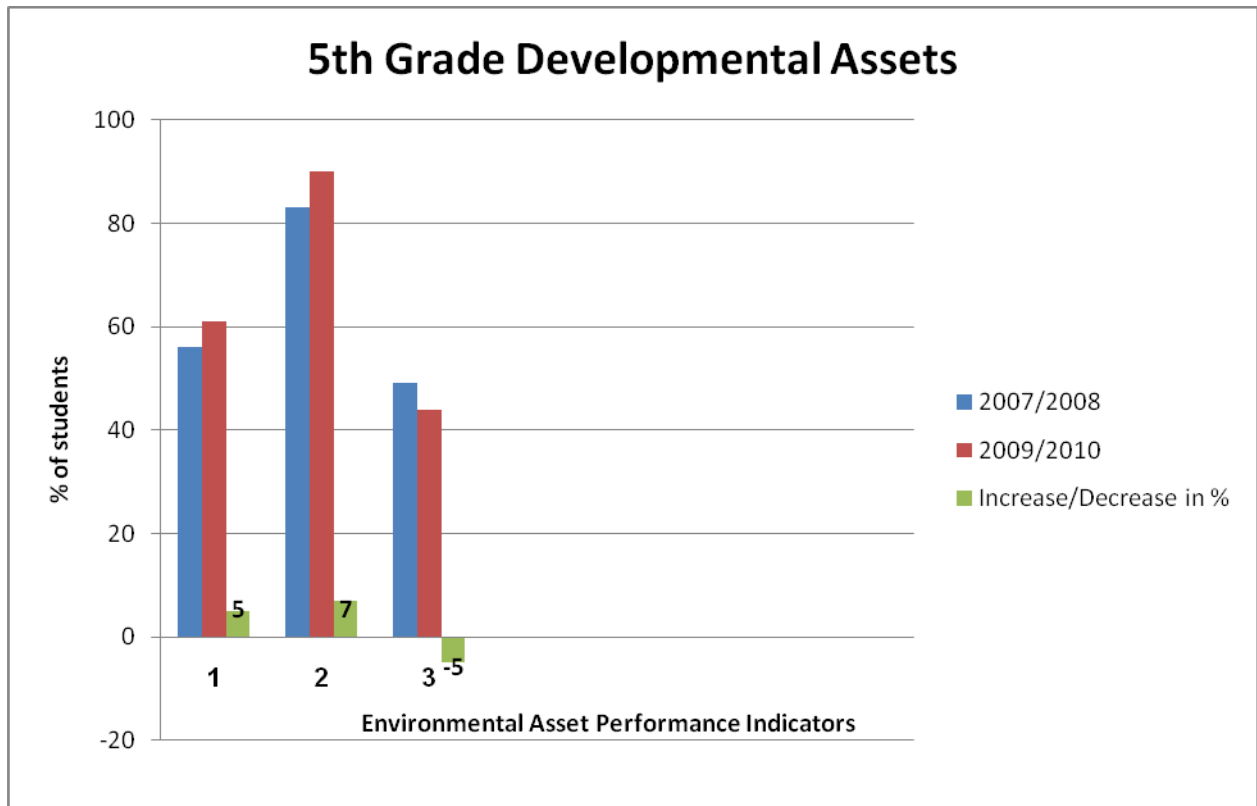


# 5th Grade Continued

The last major area of assessment for the 5<sup>th</sup> grade survey was an area that was added in the 2007-08 survey. This area is called Developmental Assets. Developmental Assets comprise three major environments in a youth's life that include school, home and peer. Research has shown that these external assets are essential for promoting resilience and positive youth development. The three areas that were rated are how the student views the school, home and peer environments.

Performance Indicators	09/10	07/08	Change
1. School Environment	61%	56%	+ 5%
2. Home Environment	90%	83%	+ 7%
3. Peer Environment	44%	49%	- 5%

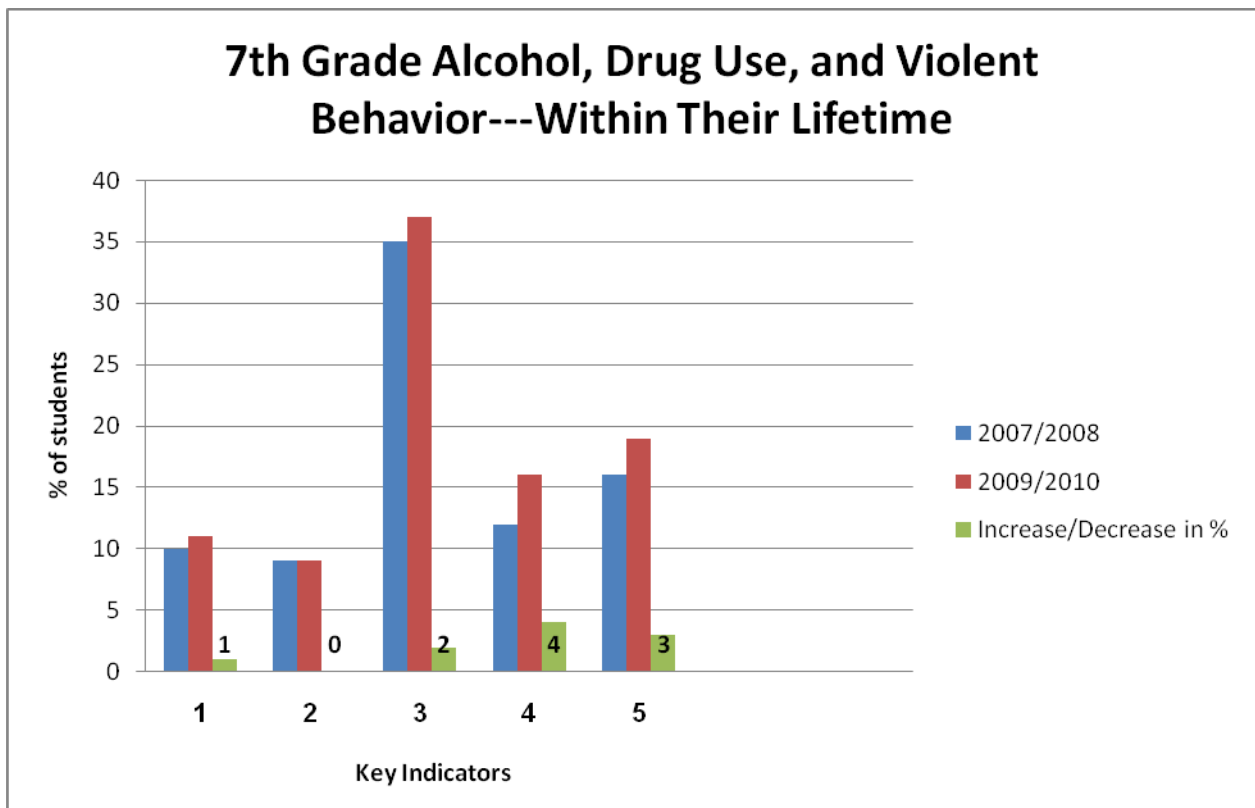
These results show that there has been a gain in confidence in the school and home environments and a drop in the peer environments.



# 7<sup>th</sup> Grade

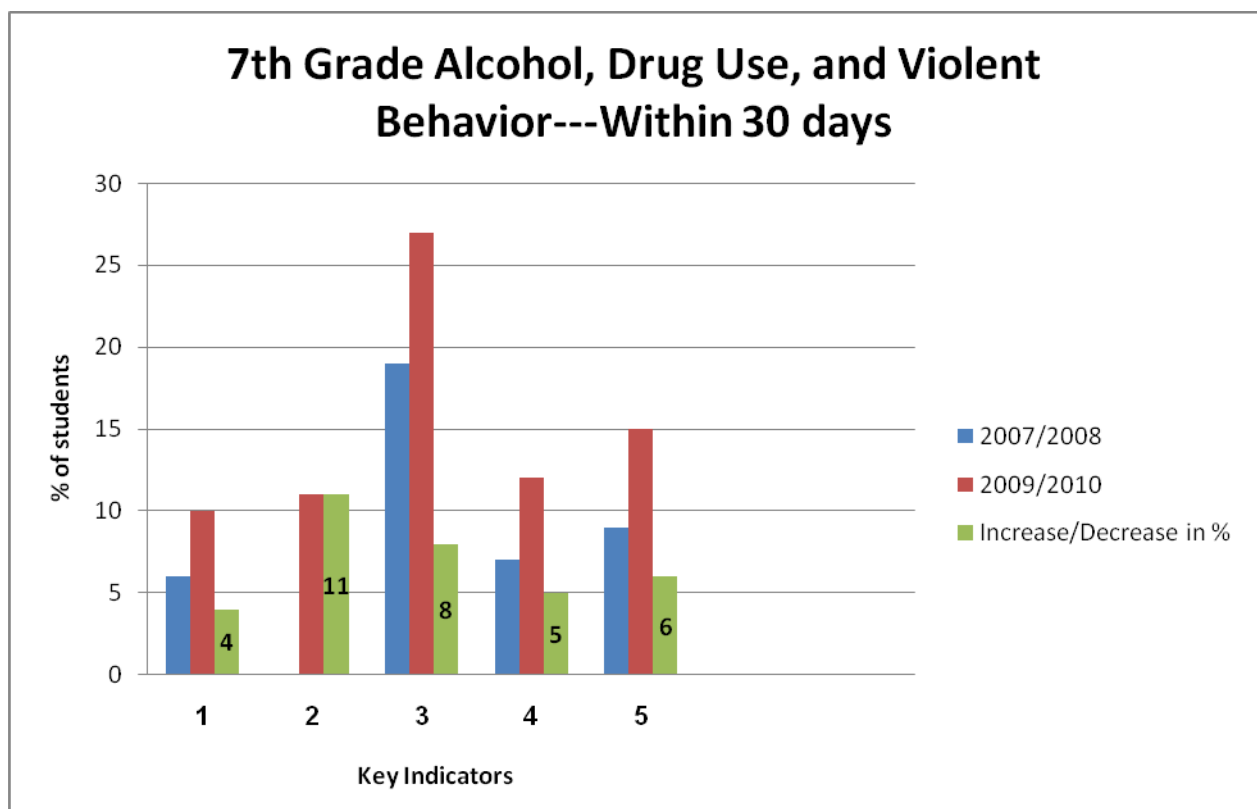
The seventh grade survey looked at the areas of alcohol, tobacco and drug use, violence-related behaviors, and experiences and school environment. Comparisons to the last survey and this survey are listed below:

During your life did you ever:		09/10	07/08	Change
1.	Smoke a cigarette?	11%	10%	+ 1%
2.	Chew tobacco or snuff?	9%	9%	NC
3.	Drink alcohol (glass)?	37%	35%	+ 2%
4.	Use inhalants?	16%	12%	+ 4%
5.	Smoke marijuana?	19%	16%	+ 3%



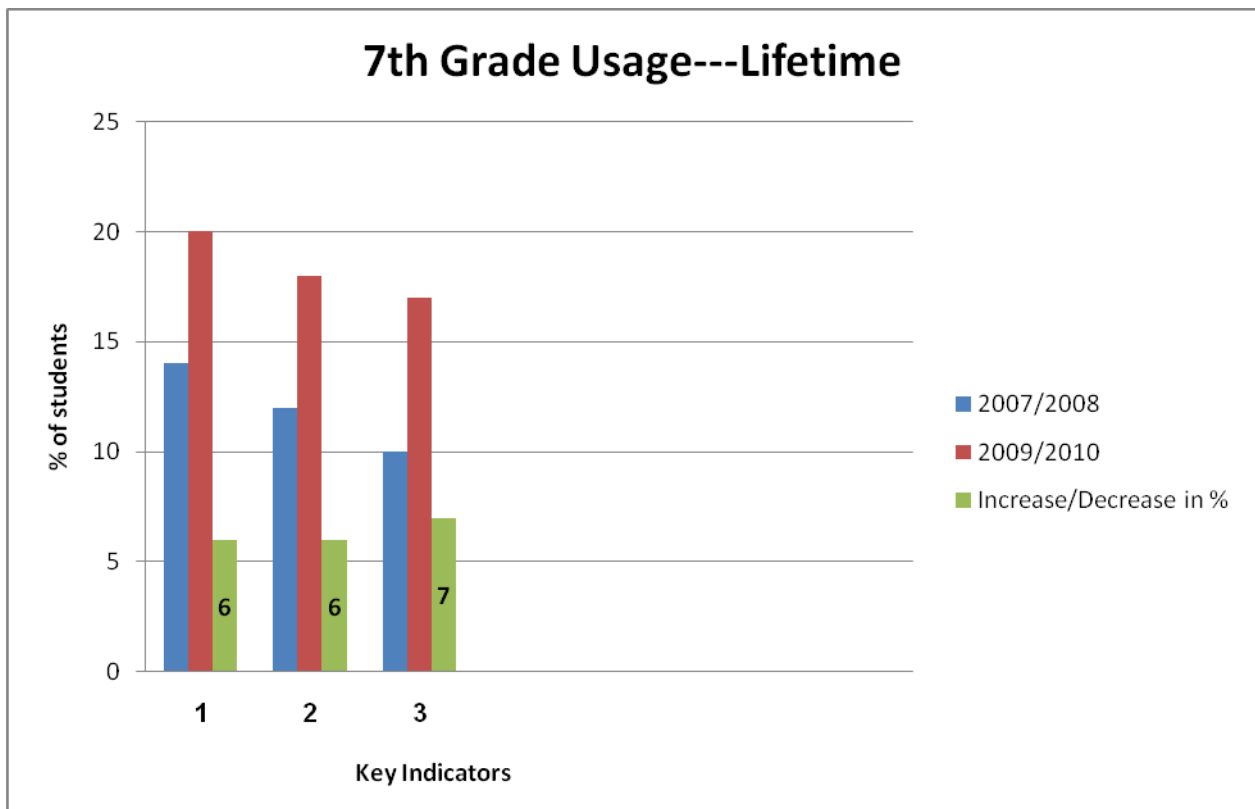
# 7<sup>th</sup> Grade Continued

During the past 30 days did you:		09/10	07/08	Change
1.	Smoke a cigarette?	10%	6%	+ 4%
2.	Chew tobacco or snuff?	11%	0%	+ 11%
3.	Drink alcohol (glass)?	27%	19%	+ 8%
4.	Use inhalants?	12%	7%	+ 5%
5.	Smoke marijuana?	15%	9%	+ 6%



# 7<sup>th</sup> Grade Continued

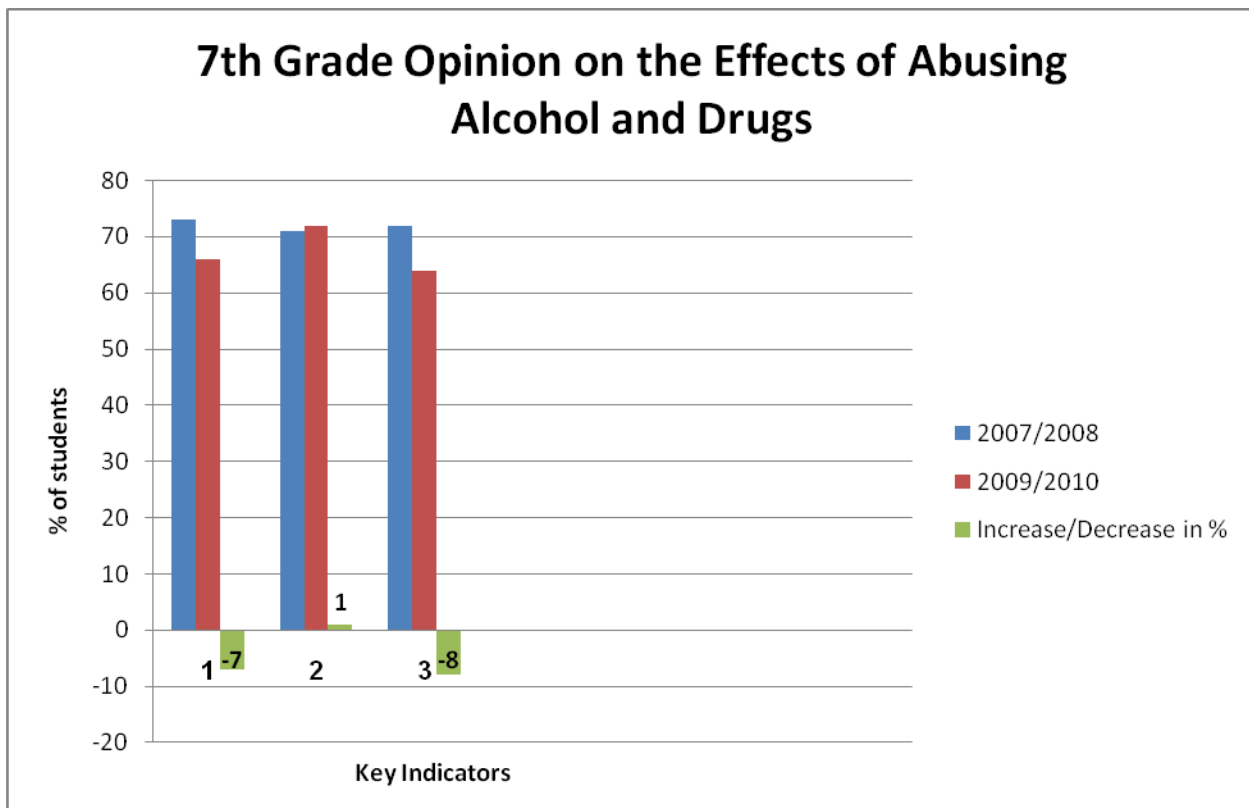
During your life have you ever:		09/10	07/08	Change
1.	Been very drunk or sick after drinking	20%	14%	+ 6%
2.	Been high from using drugs?	18%	12%	+ 6%
3.	During the past 30 days, did you binge drink	17%	10%	+ 7%



# 7<sup>th</sup> Grade Continued

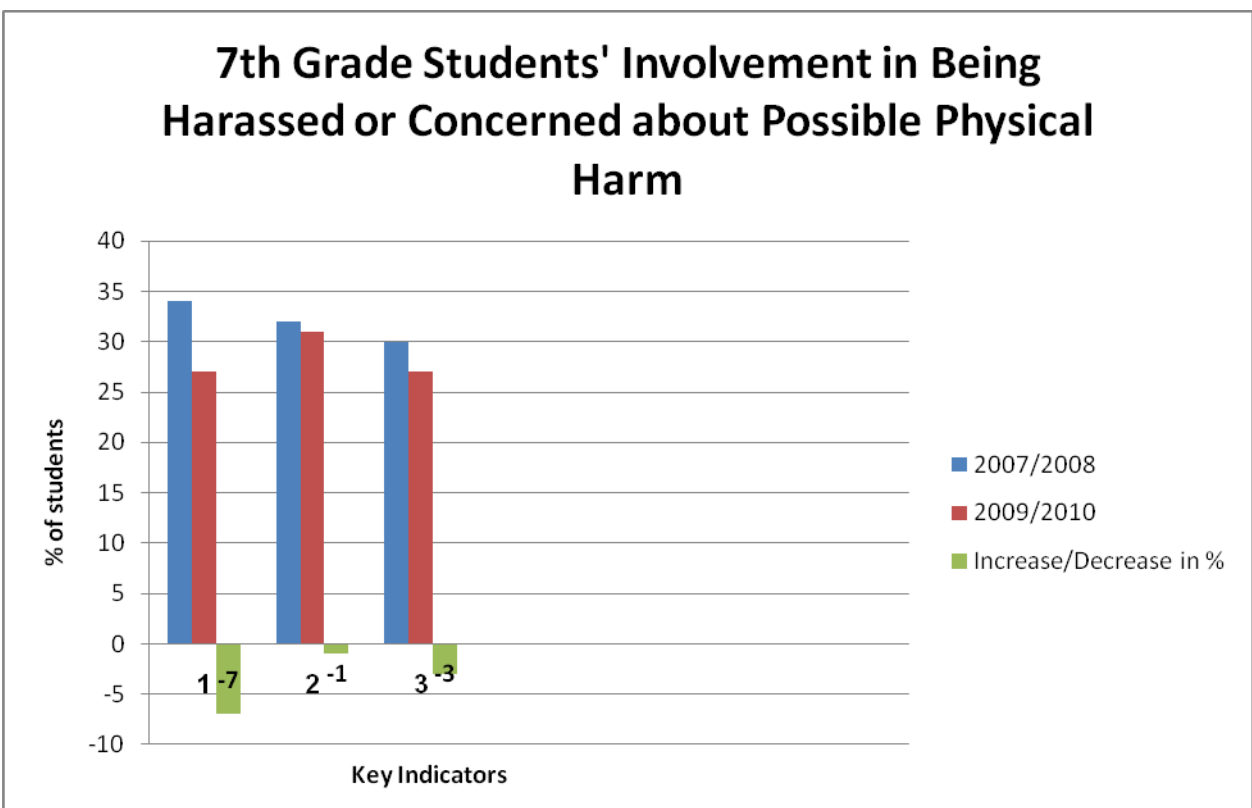
Percentage of students who feel frequent use of alcohol, tobacco and other drugs are harmful:

		09/10	07/08	Change
1.	Cigarettes	66%	73%	- 7%
2.	Alcohol	72%	71%	+ 1%
3.	Marijuana	64%	72%	- 8%



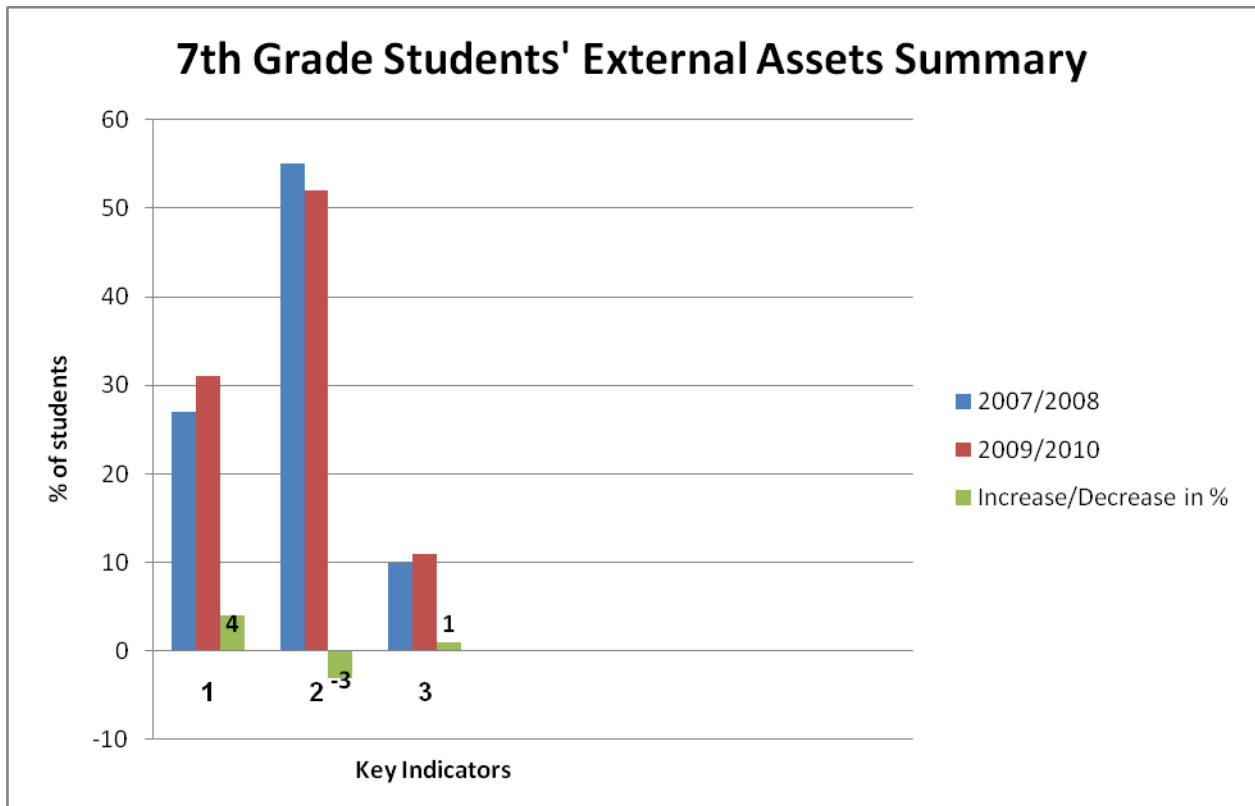
# 7<sup>th</sup> Grade Continued

During the past 12 months at school, have you...	09/10	07/08	Change
1. Been harassed because of race ethnicity, gender, sexual orientation or disability?	27%	34%	- 7%
2. Been in a physical fight	31%	32%	- 1%
3. Been afraid of being beaten up	27%	30%	- 3%



# 7<sup>th</sup> Grade Continued

Percentage of students scoring high in each external assets at school with a total assets summary.		09/10	07/08	Change
1.	Caring Relationships	31%	27%	+ 4%
2.	High Expectations	52%	55%	- 3%
3.	Meaningful participation	11%	10%	+ 1%



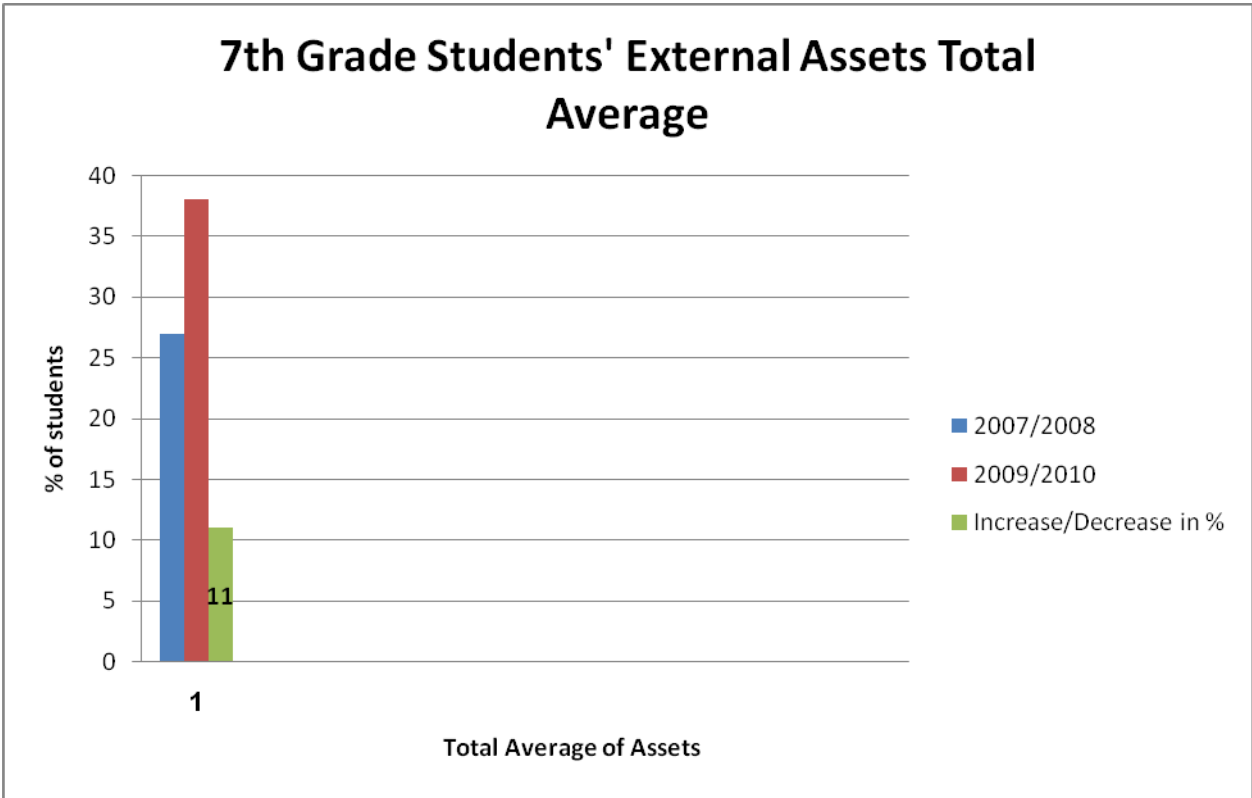
# 7<sup>th</sup> Grade Continued

Total average of assets

38%

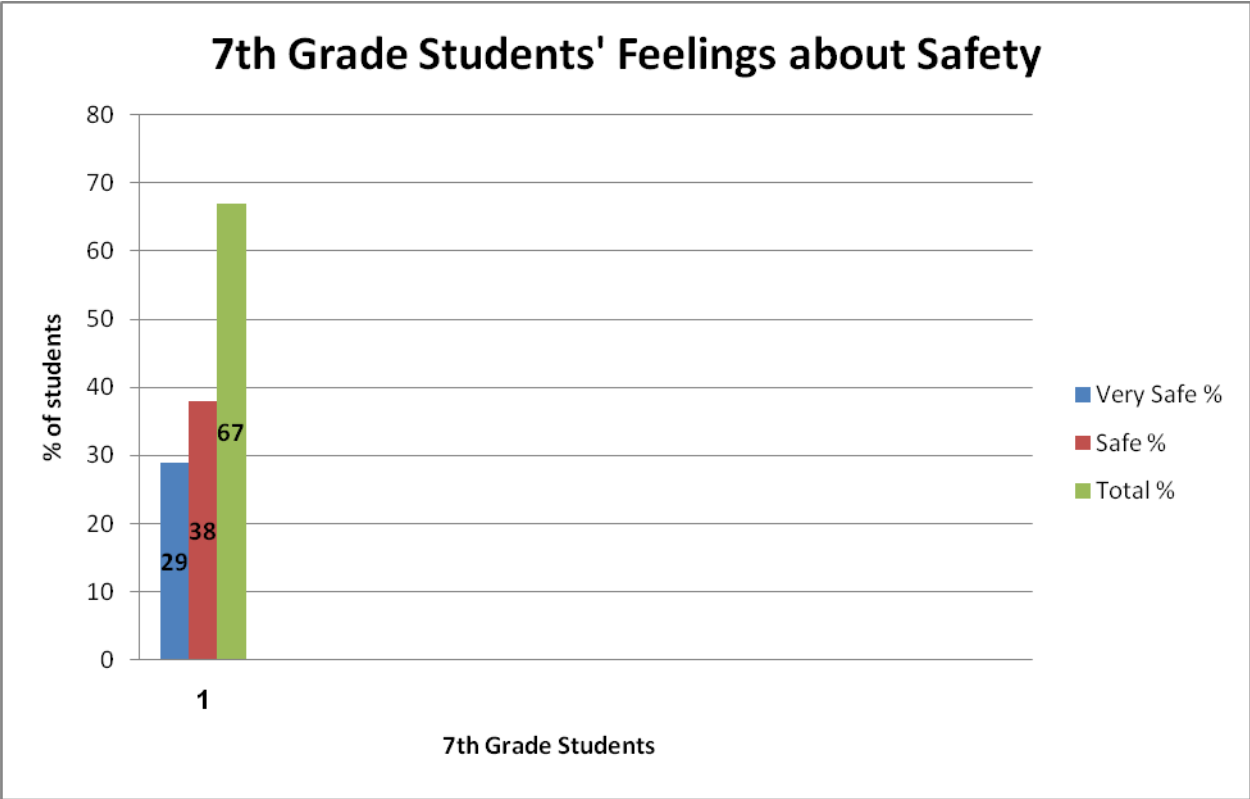
27%

+ 11%



The last question of the 2010-11, survey for seventh grade students was centered on Neighborhood Safety: The question results were, “Percentage of students who feel very safe or safe in their neighborhood.”

Very Safe	29%
Safe	38%
<b>Total</b>	<b>67%</b>



This information will be posted on the King City Union School District website ([www.kcusd.org](http://www.kcusd.org)) for review by parents and community members. If parents and/or community members would like a copy of the California Healthy Kids Survey results, copies are available at the Office of Students Services and Special Education, or at any of the school offices.

Principals and teachers will review the survey results in the coming weeks. The District school sites, in conjunction with parents, families, community members and community-based organizations, will work to address the areas of concern outlined in this survey report.